


Tips for installing on insulations

Why do I need the insulation fixing DHI?


The DHI is used to fasten clips, junction boxes and light cable trays, on insulated ceilings and walls.

The assembly procedure

1. Use the percussion drill to drill a 10 mm hole. The drill length is the length of the insulation fixing + 1 cm




2. Insert DHI.



3. A squeeze of the thumb is enough – the plate always sits flush.



4. Fasten clip, etc., with Spax in the designated bore holes (screw-in depth: 10-15 mm)



That's it!